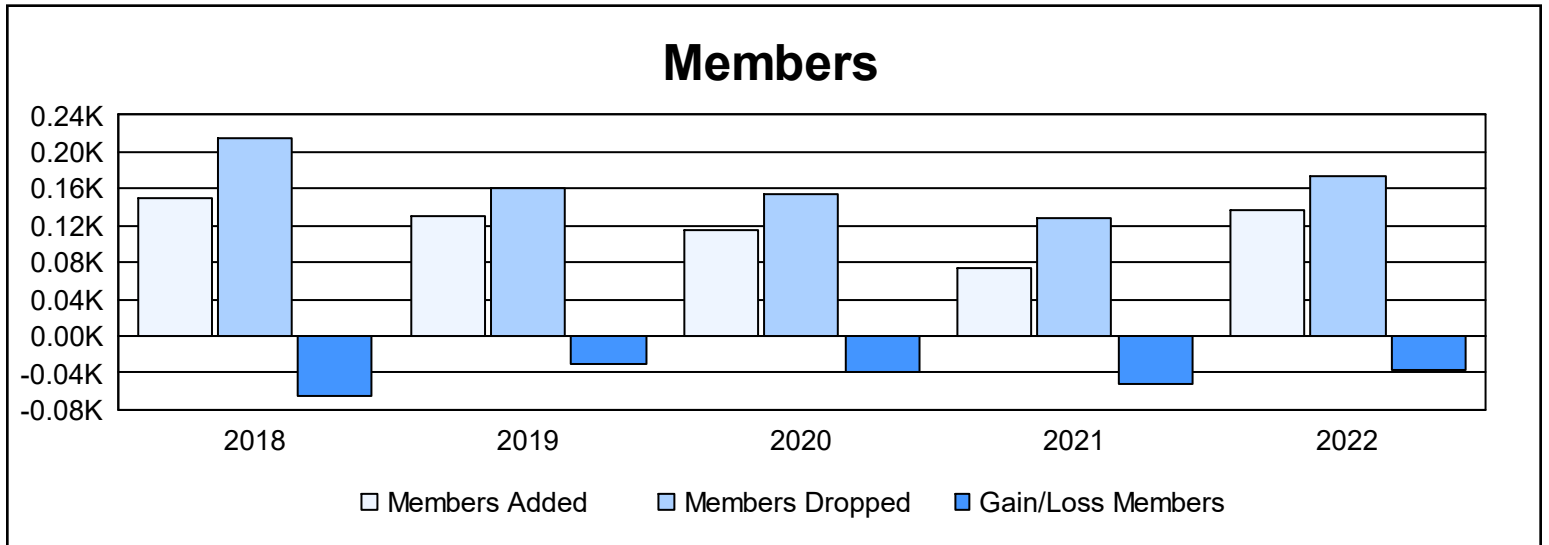
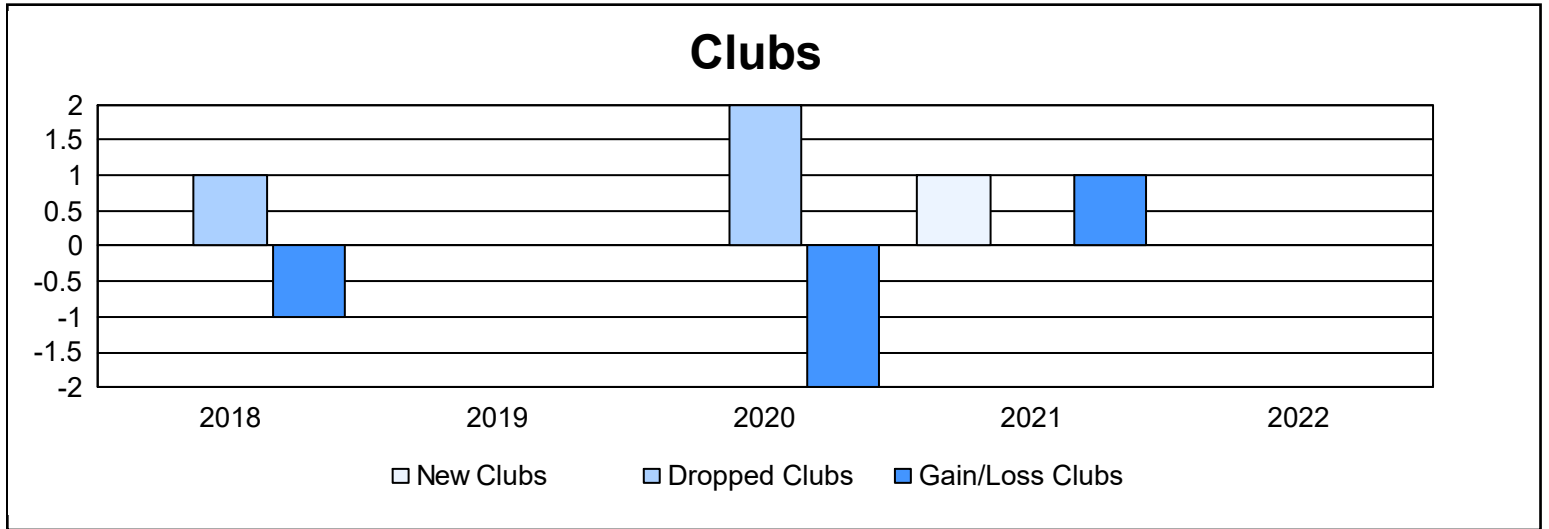
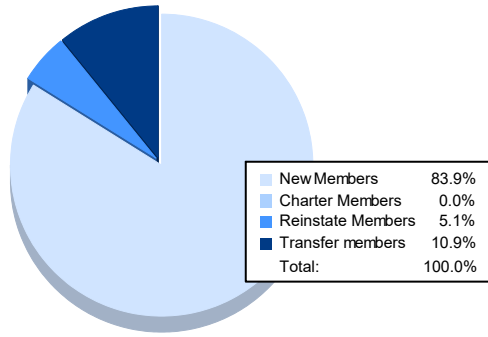


Year	New Clubs	Dropped Clubs	Gain/ Loss Clubs	New Members	Charter Members	Reinstate Members	Transfer Members	Total Member Added	Total Members Dropped	Gain/ Loss Members
2017-2018	0	1	-1	132	2	7	8	149	214	-65
2018-2019	0	0	0	107	1	14	8	130	160	-30
2019-2020	0	2	-2	94	1	9	11	115	154	-39
2020-2021	1	0	1	47	21	3	3	74	127	-53
2021-2022	0	0	0	115	0	7	15	137	173	-36
<b>Average</b>	<b>0</b>	<b>1</b>	<b>0</b>	<b>99</b>	<b>5</b>	<b>8</b>	<b>9</b>	<b>121</b>	<b>166</b>	<b>-45</b>



### Membership Composition June 2022 Cumulative



### Gender Composition June 2022 Cumulative

